

CPM Federal Credit Union - Charter No. 21971
Statement of Financial Condition as of January 31, 2024

ASSETS				LIABILITIES and EQUITY			
CASH, INVESTMENTS, and LOANS				LIABILITIES			
Cash and Cash Equivalents			16,951,534		Maturity	Maturity	
					< 1 year	> 1 year	
Securities				Borrowed Funds			
	Maturity	Maturity		Notes Payable	0		
	< 1 year	> 1 year		Reverse Repurchase			
Held-to-Maturity Securities	43,000,000	58,235,288		Other			
Other Investments				Total Borrowings	0	0	0
Corporate Credit Unions	4,702,667			Accrued Dividends/Interest Payable			387,974
Perpetual Cont. Capital		1,973,583		Other Accr Exps and Accts Payable			<u>5,424,541</u>
EBA & EBA90	1,000,000			TOTAL LIABILITIES			5,812,515
Federal Reserve Account	22,203,527						
Credit Unions & Banks	4,216,000	7,938,000		Members' Shares			
CUSOs				Regular Shares	211,748,201		
CU Cooperative Systems		659,630		Share Drafts	109,530,216		
Total Investments	75,122,195	68,806,501	143,928,696	Money Market	110,720,286		
				Share Certificates	79,664,972	12,330,783	
Loans				IRA Certificates	17,476,459	6,516,847	
Commercial		0		IRA Shares	4,165,126		
Real Estate		205,123,054		TOTAL SHARES	533,305,260	18,847,630	552,152,889
Fully Secured		91,594,553					
VISA & Unsecured		41,655,921		EQUITY			
Other Loans		<u>65,974,060</u>		Reserves			
Total Loans		404,347,587		Regulatory/Statutory Reserves		0	
Deferred Loan Origination		147,089		Special Reserves		0	
Allowance for Loan Loss		(5,256,519)		Other Reserves		<u>0</u>	
Allowance for Neg Share Loss		<u>(5,031)</u>		Total Regular Reserves			0
Net Loans			399,233,126	Undivided Earnings			
				Undivided Earnings		57,015,635	
OTHER ASSETS				Net Income		<u>7,269</u>	
NCUSIF Deposit		5,216,121		Total Undivided Earnings			57,022,904
Land and Buildings, Net		17,946,162		Total Other Comprehensive Equity			<u>(1,448,270)</u>
Furniture and Equipment, Net		478,426		TOTAL MEMBERS' EQUITY			<u>55,574,634</u>
Loans Held for Sale		0					
All Other Assets		29,785,974		TOTAL LIABILITIES & EQUITY			<u>613,540,039</u>
TOTAL ASSETS			<u>613,540,039</u>				

Fair Value of Held-to Maturity Securities

95,298,616

Federally Insured by NCUA

www.cpmfed.com | 800.255.1513

CPM Federal Credit Union - Charter No. 21971
Statement of Income for the Period Ended January 31, 2024




	<u>Month-to-Date</u>	<u>Quarter-to-Date</u>	<u>Year-To-Date</u>
INTEREST INCOME			
Interest on Loans	1,882,536	1,882,536	1,882,536
Less: Interest Refund	0	0	0
Investment Income	281,323	281,323	281,323
Other	21,901	21,901	21,901
TOTAL INTEREST INCOME	2,185,759	2,185,759	2,185,759
INTEREST EXPENSE			
Dividends	608,553	608,553	608,553
Interest on Borrowed Money	0	0	0
TOTAL INTEREST EXPENSE	608,553	608,553	608,553
NET INTEREST INCOME	1,577,207	1,577,207	1,577,207
Less: Provision for Loan Loss	92,222	92,222	92,222
NII AFTER PLL	1,484,985	1,484,985	1,484,985
OTHER NON-INTEREST INCOME			
Net Gain (Loss) on Sale of Securities	0	0	0
Member Service Fees	788,850	788,850	788,850
Miscellaneous Operating Income	626,866	626,866	626,866
Gain (Loss) on Disposal of Assets	0	0	0
Gain (Loss) on Sale of Repossessed Assets	0	0	0
Extraordinary Gain (Loss)	0	0	0
TOTAL NON-INTEREST INCOME	1,415,716	1,415,716	1,415,716
OPERATING EXPENSES			
Employee Compensation and Benefits	1,616,029	1,616,029	1,616,029
Travel and Conference	21,886	21,886	21,886
Association Dues	4,619	4,619	4,619
Office Occupancy	128,776	128,776	128,776
Office Operations	145,378	145,378	145,378
Educational and Promotional	40,175	40,175	40,175
Loan Servicing Expense	317,781	317,781	317,781
Professional and Outside Services	607,693	607,693	607,693
Member Insurance	0	0	0
Operating Fee	7,853	7,853	7,853
Miscellaneous Operating Expense	3,242	3,242	3,242
TOTAL OPERATING EXPENSE	2,893,432	2,893,432	2,893,432
NET INCOME	7,269	7,269	7,269

CLASSIFICATION OF LOANS OUTSTANDING		
Degree of Delinquency	<u>Dollars</u>	<u>Number</u>
Current to < 2 months	12,673,351	1,722
2 to 6 months	5,619,154	134
6 to < 12 months	521,152	9
Greater than 12 mos.	982	1
TOTAL LOANS	18,814,639	1,866

OTHER LOAN INFORMATION		
Total loans made YTD	7,484,371	645
Loans since organization	2,098,771,204	332,153
Total loans charged off YTD	145,198	
Recovery of loans charged off YTD	8,743	
NET LOANS CHARGED OFF	136,455	

MISCELLANEOUS INFORMATION	
Number of members	62,930
Number of potential members	499,846

We certify, to the best of our knowledge and belief, this statement and the related statements are true and correct, and present fairly the financial position and the results of the operations for the periods covered.

	02/16/2024
Certified Correct by:	Date
	02/18/2024
Treasurer of the Board of Directors	Date
	02/19/2024
Chairman of the Board of Directors	Date