

CPM Federal Credit Union - Charter No. 21971
Statement of Financial Condition as of December 31, 2023

ASSETS				LIABILITIES and EQUITY			
CASH, INVESTMENTS, and LOANS				LIABILITIES			
Cash and Cash Equivalents			15,317,720		Maturity	Maturity	
					<u>< 1 year</u>	<u>> 1 year</u>	
Securities				Borrowed Funds			
	Maturity	Maturity		Notes Payable	0		
	<u>< 1 year</u>	<u>> 1 year</u>		Reverse Repurchase			
Held-to-Maturity Securities	41,000,000	60,509,858		Other			
Other Investments				Total Borrowings	0	0	0
Corporate Credit Unions	10,402,810			Accrued Dividends/Interest Payable			353
Perpetual Cont. Capital		1,973,583		Other Accr Exps and Accts Payable			<u>9,605,294</u>
EBA & EBA90	1,000,000			TOTAL LIABILITIES			9,605,647
Federal Reserve Account	38,965,304						
Credit Unions & Banks	3,968,000	3,472,000		Members' Shares			
CUSOs				Regular Shares	211,873,929		
CU Cooperative Systems		659,630		Share Drafts	111,780,753		
Total Investments	95,336,114	66,615,072	161,951,186	Money Market	110,452,684		
				Share Certificates	79,953,092	12,856,666	
Loans				IRA Certificates	17,264,850	6,878,850	
Commercial		0		IRA Shares	4,176,272		
Real Estate		204,545,491		TOTAL SHARES	535,501,580	19,735,515	555,237,095
Fully Secured		91,373,828					
VISA & Unsecured		42,049,175		EQUITY			
Other Loans		<u>66,020,817</u>		Reserves			
Total Loans		403,989,311		Regulatory/Statutory Reserves		0	
Deferred Loan Origination		143,990		Special Reserves		0	
Allowance for Loan Loss		(5,353,095)		Other Reserves		<u>0</u>	
Allowance for Neg Share Loss		<u>(5,677)</u>		Total Regular Reserves			0
Net Loans			398,774,529	Undivided Earnings			
				Undivided Earnings		56,840,591	
OTHER ASSETS				Net Income		<u>175,045</u>	
NCUSIF Deposit		5,216,121		Total Undivided Earnings			57,015,636
Land and Buildings, Net		17,999,922		Total Other Comprehensive Equity			<u>(1,458,341)</u>
Furniture and Equipment, Net		529,500		TOTAL MEMBERS' EQUITY			<u>55,557,294</u>
Loans Held for Sale		98,302					
All Other Assets		20,512,756		TOTAL LIABILITIES & EQUITY			<u>620,400,036</u>
TOTAL ASSETS			<u>620,400,036</u>				

Fair Value of Held-to Maturity Securities

95,231,965

Federally Insured by NCUA

www.cpmfed.com | 800.255.1513

CPM Federal Credit Union - Charter No. 21971
Statement of Income for the Period Ended December 31, 2023




	<u>Month-to-Date</u>	<u>Quarter-to-Date</u>	<u>Year-To-Date</u>
INTEREST INCOME			
Interest on Loans	1,847,622	5,510,998	20,224,570
Less: Interest Refund	0	0	0
Investment Income	314,882	850,068	2,862,452
Other	21,281	63,801	254,875
TOTAL INTEREST INCOME	2,183,785	6,424,868	23,341,897
INTEREST EXPENSE			
Dividends	605,253	1,689,568	4,646,210
Interest on Borrowed Money	0	694	61,188
TOTAL INTEREST EXPENSE	605,253	1,690,262	4,707,398
NET INTEREST INCOME	1,578,532	4,734,606	18,634,499
Less: Provision for Loan Loss	312,120	853,851	2,580,558
NII AFTER PLL	1,266,412	3,880,754	16,053,941
OTHER NON-INTEREST INCOME			
Net Gain (Loss) on Sale of Securities	0	0	0
Member Service Fees	754,591	2,194,171	8,315,721
Miscellaneous Operating Income	671,983	1,928,083	8,100,377
Gain (Loss) on Disposal of Assets	0	(3,088)	(18,151)
Gain (Loss) on Sale of Repossessed Assets	0	(6,922)	(14,796)
Extraordinary Gain (Loss)	0	0	0
TOTAL NON-INTEREST INCOME	1,426,573	4,112,243	16,383,151
OPERATING EXPENSES			
Employee Compensation and Benefits	1,330,670	3,790,182	15,070,677
Travel and Conference	71,861	124,438	416,857
Association Dues	4,908	13,868	56,732
Office Occupancy	93,568	344,402	1,478,781
Office Operations	171,579	479,275	1,754,547
Educational and Promotional	44,578	118,432	379,076
Loan Servicing Expense	140,164	467,553	1,654,896
Professional and Outside Services	633,229	1,876,285	6,871,127
Member Insurance	0	0	0
Operating Fee	7,853	23,558	92,200
Miscellaneous Operating Expense	19,531	57,433	136,825
TOTAL OPERATING EXPENSE	2,517,941	7,295,428	27,911,719
NET INCOME	175,045	697,570	4,525,373

CLASSIFICATION OF LOANS OUTSTANDING		
Degree of Delinquency	<u>Dollars</u>	<u>Number</u>
Current to < 2 months	16,149,905	1,960
2 to 6 months	5,279,982	135
6 to < 12 months	473,113	6
Greater than 12 mos.	982	1
TOTAL LOANS	21,903,981	2,102

OTHER LOAN INFORMATION		
Total loans made YTD	127,717,287	9,085
Loans since organization	2,219,004,120	340,593
Total loans charged off YTD	1,401,161	
Recovery of loans charged off YTD	<u>122,403</u>	
NET LOANS CHARGED OFF	1,278,759	

MISCELLANEOUS INFORMATION	
Number of members	62,758
Number of potential members	499,846

We certify, to the best of our knowledge and belief, this statement and the related statements are true and correct, and present fairly the financial position and the results of the operations for the periods covered.

	01/18/2024
Certified Correct by:	Date
	01/19/2024
Treasurer of the Board of Directors	Date
	01/18/2024
Chairman of the Board of Directors	Date