

CPM Federal Credit Union - Charter No. 21971

Statement of Financial Condition as of December 31, 2022

ASSETS			LIABILITIES and EQUITY		
CASH, INVESTMENTS, and LOANS			LIABILITIES		
	Maturity ≤ 1 year	Maturity ≥ 1 year		Maturity ≤ 1 year	Maturity ≥ 1 year
Cash and Cash Equivalents					
			Borrowed Funds		
			Notes Payable		
Securities			Reverse Repurchase		
Held-to-Maturity Securities	2,170,000	108,609,127	Other		
Other Investments			Accrued Dividends/Interest Payable		6
Corporate Credit Unions	9,385,899		Other Acrr Exps and Accts Payable		5,918,667
Perpetual Cont. Capital		1,973,583	TOTAL LIABILITIES		5,918,673
EBA & EBA90	1,000,000				
Federal Reserve Account	32,947,766		Members' Shares		
Credit Unions & Banks	1,488,000	3,224,000	Regular Shares	231,245,381	
CUSOs			Share Drafts	110,461,066	
CU Cooperative Systems		659,630	Money Market	112,578,822	
Total Investments	46,991,665	114,466,341	Share Certificates	32,266,426	10,969,577
			IRA Certificates	14,613,566	7,430,017
Loans			IRA Shares	4,001,186	
Commercial		0	TOTAL SHARES	505,166,448	18,399,594
Real Estate		186,649,911			523,566,042
Fully Secured		89,650,789			
VISA & Unsecured		36,574,105	EQUITY		
Other Loans		<u>56,831,164</u>	Reserves		
Total Loans		369,705,970	Regulatory/Statutory Reserves		4,481,474
Deferred Loan Origination		128,049	Special Reserves		0
Allowance for Loan Loss		(1,822,060)	Other Reserves		<u>0</u>
Allowance for Neg Share Loss		<u>(5,662)</u>	Total Regular Reserves		4,481,474
Net Loans		368,006,297	Undivided Earnings		
			Undivided Earnings		50,555,177
OTHER ASSETS			Net Income		<u>319,790</u>
NCUSIF Deposit		5,061,035	Total Undivided Earnings		50,874,967
Land and Buildings, Net		18,135,516	Total Other Comprehensive Equity		(2,002,380)
Furniture and Equipment, Net		814,080	TOTAL MEMBERS' EQUITY		53,354,061
Loans Held for Sale		67,783	TOTAL LIABILITIES & EQUITY		582,838,776
All Other Assets		18,686,394			
TOTAL ASSETS		582,838,776			
			Fair Value of Held-to Maturity Securities		101,061,184

CPM Federal Credit Union - Charter No. 21971
Statement of Income for the Period Ended December 31, 2022




	<u>Month-to-Date</u>	<u>Quarter-to-Date</u>	<u>Year-To-Date</u>
INTEREST INCOME			
Interest on Loans	1,447,708	4,171,339	14,459,631
Less: Interest Refund	0	0	0
Investment Income	244,874	660,239	1,879,068
Other	20,925	62,740	194,953
TOTAL INTEREST INCOME	1,713,507	4,894,318	16,533,652
INTEREST EXPENSE			
Dividends	269,099	593,186	1,283,976
Interest on Borrowed Money	0	0	0
TOTAL INTEREST EXPENSE	269,099	593,186	1,283,976
NET INTEREST INCOME	1,444,408	4,301,132	15,249,676
Less: Provision for Loan Loss	36,658	246,618	767,819
NII AFTER PLL	1,407,750	4,054,514	14,481,857
OTHER NON-INTEREST INCOME			
Net Gain (Loss) on Sale of Securities	0	0	0
Member Service Fees	680,882	2,000,974	8,205,858
Miscellaneous Operating Income	561,923	1,722,503	7,913,395
Gain (Loss) on Disposal of Assets	0	0	63,708
Gain (Loss) on Sale of Repossessed Asset	0	0	(6,062)
Extraordinary Gain (Loss)	0	0	0
TOTAL NON-INTEREST INCOME	1,242,806	3,723,477	16,176,898
OPERATING EXPENSES			
Employee Compensation and Benefits	1,237,814	3,423,364	13,448,428
Travel and Conference	31,940	110,305	272,221
Association Dues	4,367	11,929	50,256
Office Occupancy	81,300	320,048	1,491,848
Office Operations	140,370	401,416	1,848,066
Educational and Promotional	31,565	105,317	275,903
Loan Servicing Expense	106,577	368,309	1,730,092
Professional and Outside Services	674,669	1,652,592	6,392,304
Member Insurance	0	0	0
Operating Fee	7,175	21,525	88,010
Miscellaneous Operating Expense	14,990	47,306	85,273
TOTAL OPERATING EXPENSE	2,330,766	6,462,110	25,682,402
NET INCOME	319,790	1,315,881	4,976,354

CLASSIFICATION OF LOANS OUTSTANDING		
Degree of Delinquency	<u>Dollars</u>	<u>Number</u>
Current to < 2 months	26,143,928	1,273
2 to 6 months	575,714	53
6 to < 12 months	60,523	1
Greater than 12 mos.	0	0
TOTAL LOANS	26,780,165	1,327

OTHER LOAN INFORMATION		
Total loans made YTD	143,961,612	7,672
Loans since organization	2,091,286,833	331,508
Total loans charged off YTD	1,017,568	
Recovery of loans charged off YTD	<u>741,302</u>	
NET LOANS CHARGED OFF	276,267	

MISCELLANEOUS INFORMATION	
Number of members	61,733
Number of potential members	495,472

We certify, to the best of our knowledge and belief, this statement and the related statements are true and correct, and present fairly the financial position and the results of the operations for the periods covered.

	01/19/2023
<hr/>	
Certified Correct by:	Date
	01/19/2023
<hr/>	
Treasurer of the Board of Directors	Date
	01/19/2023
<hr/>	
Chairman of the Board of Directors	Date