

CPM Federal Credit Union - Charter No. 21971
Statement of Income for the Period Ended October 31, 2021




	<u>Month-to-Date</u>	<u>Quarter-to-Date</u>	<u>Year-To-Date</u>
INTEREST INCOME			
Interest on Loans	938,855	938,855	9,088,767
Less: Interest Refund	0	0	0
Investment Income	82,613	82,613	812,447
Other	14,277	14,277	142,567
TOTAL INTEREST INCOME	1,035,745	1,035,745	10,043,781
INTEREST EXPENSE			
Dividends	57,901	57,901	610,893
Interest on Borrowed Money	0	0	0
TOTAL INTEREST EXPENSE	57,901	57,901	610,893
NET INTEREST INCOME	977,844	977,844	9,432,888
Less: Provision for Loan Loss	121,930	121,930	(44,446)
NII AFTER PLL	855,913	855,913	9,477,334
OTHER NON-INTEREST INCOME			
Net Gain (Loss) on Sale of Securities	0	0	0
Member Service Fees	703,019	703,019	6,320,312
Miscellaneous Operating Income	542,424	542,424	6,015,984
Gain (Loss) on Disposal of Assets	(43,315)	(43,315)	(83,120)
Gain (Loss) on Sale of Repossessed Asset	0	0	(15,338)
Extraordinary Gain (Loss)	0	0	0
TOTAL NON-INTEREST INCOME	1,202,128	1,202,128	12,237,837
OPERATING EXPENSES			
Employee Compensation and Benefits	893,595	893,595	9,079,035
Travel and Conference	23,256	23,256	85,806
Association Dues	3,994	3,994	41,963
Office Occupancy	117,860	117,860	1,400,853
Office Operations	156,553	156,553	1,586,328
Educational and Promotional	25,620	25,620	165,111
Loan Servicing Expense	121,043	121,043	1,523,783
Professional and Outside Services	452,576	452,576	4,511,339
Member Insurance	0	0	0
Operating Fee	7,811	7,811	81,386
Miscellaneous Operating Expense	18,261	18,261	95,125
TOTAL OPERATING EXPENSE	1,820,569	1,820,569	18,570,728
NET INCOME	237,473	237,473	3,144,443

CLASSIFICATION OF LOANS OUTSTANDING		
Degree of Delinquency	<u>Dollars</u>	<u>Number</u>
Current to < 2 months	6,374,976	1,040
2 to 6 months	211,514	25
6 to < 12 months	109,214	2
Greater than 12 mos.	480,674	3
TOTAL LOANS	7,176,378	1,070

OTHER LOAN INFORMATION		
Total loans made YTD	96,224,848	4,738
Loans since organization	1,927,748,386	322,421
Total loans charged off YTD	877,812	
Recovery of loans charged off YTD	<u>353,590</u>	
NET LOANS CHARGED OFF	524,223	

MISCELLANEOUS INFORMATION	
Number of members	60,598
Number of potential members	494,845

We certify, to the best of our knowledge and belief, this statement and the related statements are true and correct, and present fairly the financial position and the results of the operations for the periods covered.

	11/17/2021
<hr/>	
Certified Correct by:	Date
	11/18/2021
<hr/>	
Treasurer of the Board of Directors	Date
	11/17/2021
<hr/>	
Chairman of the Board of Directors	Date