

CPM Federal Credit Union - Charter No. 21971
Statement of Income for the Period Ended September 30, 2021




	<u>Month-to-Date</u>	<u>Quarter-to-Date</u>	<u>Year-To-Date</u>
INTEREST INCOME			
Interest on Loans	924,748	2,794,631	8,149,912
Less: Interest Refund	0	0	0
Investment Income	93,950	255,054	729,834
Other	14,247	42,793	128,291
TOTAL INTEREST INCOME	1,032,945	3,092,478	9,008,036
INTEREST EXPENSE			
Dividends	56,095	175,011	552,992
Interest on Borrowed Money	0	0	0
TOTAL INTEREST EXPENSE	56,095	175,011	552,992
NET INTEREST INCOME	976,850	2,917,467	8,455,044
Less: Provision for Loan Loss	18,759	(13,467)	(166,376)
NII AFTER PLL	958,092	2,930,934	8,621,421
OTHER NON-INTEREST INCOME			
Net Gain (Loss) on Sale of Securities	0	0	0
Member Service Fees	674,978	2,054,463	5,617,293
Miscellaneous Operating Income	888,269	2,032,133	5,473,560
Gain (Loss) on Disposal of Assets	(16)	(16)	(39,806)
Gain (Loss) on Sale of Repossessed Asset	0	0	(15,338)
Extraordinary Gain (Loss)	0	0	0
TOTAL NON-INTEREST INCOME	1,563,231	4,086,580	11,035,709
OPERATING EXPENSES			
Employee Compensation and Benefits	905,773	2,772,617	8,185,440
Travel and Conference	14,063	30,496	62,550
Association Dues	3,775	12,196	37,969
Office Occupancy	126,510	382,620	1,282,993
Office Operations	154,413	486,407	1,429,775
Educational and Promotional	13,322	48,812	139,492
Loan Servicing Expense	141,325	492,784	1,402,740
Professional and Outside Services	452,803	1,377,324	4,058,763
Member Insurance	0	0	0
Operating Fee	7,811	23,434	73,574
Miscellaneous Operating Expense	11,137	32,255	76,864
TOTAL OPERATING EXPENSE	1,830,934	5,658,946	16,750,159
NET INCOME	690,388	1,358,567	2,906,970

CLASSIFICATION OF LOANS OUTSTANDING		
Degree of Delinquency	<u>Dollars</u>	<u>Number</u>
Current to < 2 months	5,285,377	967
2 to 6 months	127,981	29
6 to < 12 months	109,258	2
Greater than 12 mos.	480,674	3
TOTAL LOANS	6,003,289	1,001

OTHER LOAN INFORMATION		
Total loans made YTD	86,632,464	4,306
Loans since organization	1,918,156,002	321,989
Total loans charged off YTD	780,991	
Recovery of loans charged off YTD	300,630	
NET LOANS CHARGED OFF	480,361	

MISCELLANEOUS INFORMATION	
Number of members	60,533
Number of potential members	493,321

We certify, to the best of our knowledge and belief, this statement and the related statements are true and correct, and present fairly the financial position and the results of the operations for the periods covered.

	10/19/2021
Certified Correct by:	Date
	10/20/2021
Treasurer of the Board of Directors	Date
	10/19/2021
Chairman of the Board of Directors	Date