

CPM Federal Credit Union - Charter No. 21971
Statement of Income for the Period Ended February 28, 2021




	<u>Month-to-Date</u>	<u>Quarter-to-Date</u>	<u>Year-To-Date</u>
INTEREST INCOME			
Interest on Loans	851,580	1,777,236	1,777,236
Less: Interest Refund	0	0	0
Investment Income	74,298	160,550	160,550
Other	14,195	28,473	28,473
TOTAL INTEREST INCOME	940,074	1,966,259	1,966,259
INTEREST EXPENSE			
Dividends	61,283	131,454	131,454
Interest on Borrowed Money	0	0	0
TOTAL INTEREST EXPENSE	61,283	131,454	131,454
NET INTEREST INCOME	878,790	1,834,805	1,834,805
Less: Provision for Loan Loss	71,221	79,458	79,458
NII AFTER PLL	807,570	1,755,346	1,755,346
OTHER NON-INTEREST INCOME			
Net Gain (Loss) on Sale of Securities	0	0	0
Member Service Fees	586,457	1,221,530	1,221,530
Miscellaneous Operating Income	445,597	1,085,865	1,085,865
Gain (Loss) on Disposal of Assets	2,526	(2,990)	(2,990)
Gain (Loss) on Sale of Repossessed Asset	0	(5,170)	(5,170)
Extraordinary Gain (Loss)	0	0	0
TOTAL NON-INTEREST INCOME	1,034,580	2,299,235	2,299,235
OPERATING EXPENSES			
Employee Compensation and Benefits	829,715	1,676,471	1,676,471
Travel and Conference	(609)	5,032	5,032
Association Dues	4,305	8,684	8,684
Office Occupancy	144,090	308,589	308,589
Office Operations	151,582	300,674	300,674
Educational and Promotional	11,331	19,548	19,548
Loan Servicing Expense	147,630	340,389	340,389
Professional and Outside Services	410,219	856,143	856,143
Member Insurance	0	0	0
Operating Fee	8,902	17,804	17,804
Miscellaneous Operating Expense	15,006	19,986	19,986
TOTAL OPERATING EXPENSE	1,722,171	3,553,320	3,553,320
NET INCOME	119,978	501,262	501,262

CLASSIFICATION OF LOANS OUTSTANDING		
Degree of Delinquency	<u>Dollars</u>	<u>Number</u>
Current to < 2 months	6,339,694	1,100
2 to 6 months	42,619	22
6 to < 12 months	9,093	2
Greater than 12 mos.	0	0
TOTAL LOANS	6,391,405	1,124

OTHER LOAN INFORMATION		
Total loans made YTD	15,810,404	771
Loans since organization	1,847,333,942	318,454
Total loans charged off YTD	221,702	
Recovery of loans charged off YTD	<u>76,422</u>	
NET LOANS CHARGED OFF	145,279	

MISCELLANEOUS INFORMATION	
Number of members	59,438
Number of potential members	492,289

We certify, to the best of our knowledge and belief, this statement and the related statements are true and correct, and present fairly the financial position and the results of the operations for the periods covered.

	03/13/2021
Certified Correct by:	Date
	03/15/2021
Treasurer of the Board of Directors	Date
	03/12/2021
Chairman of the Board of Directors	Date