

CPM Federal Credit Union - Charter No. 21971
Statement of Income for the Period Ended November 30, 2020




	<u>Month-to-Date</u>	<u>Quarter-to-Date</u>	<u>Year-To-Date</u>
INTEREST INCOME			
Interest on Loans	898,047	1,823,384	10,343,051
Less: Interest Refund	0	0	0
Investment Income	86,434	167,857	1,157,569
Other	13,853	27,732	152,486
TOTAL INTEREST INCOME	998,334	2,018,974	11,653,105
INTEREST EXPENSE			
Dividends	76,160	163,512	1,290,097
Interest on Borrowed Money	0	0	0
TOTAL INTEREST EXPENSE	76,160	163,512	1,290,097
NET INTEREST INCOME	922,174	1,855,461	10,363,008
Less: Provision for Loan Loss	66,817	17,970	1,215,190
NII AFTER PLL	855,357	1,837,492	9,147,818
OTHER NON-INTEREST INCOME			
Net Gain (Loss) on Sale of Securities	0	0	0
Member Service Fees	618,454	1,276,072	6,623,844
Miscellaneous Operating Income	496,307	1,000,136	5,258,328
Gain (Loss) on Disposal of Assets	0	6,060	(18,111)
Gain (Loss) on Sale of Repossessed Asset	0	0	(20,065)
Extraordinary Gain (Loss)	0	0	0
TOTAL NON-INTEREST INCOME	1,114,762	2,282,269	11,843,996
OPERATING EXPENSES			
Employee Compensation and Benefits	851,562	1,707,359	9,883,842
Travel and Conference	5,803	12,538	162,960
Association Dues	3,626	9,057	46,794
Office Occupancy	159,062	302,936	1,549,107
Office Operations	173,973	330,036	1,687,441
Educational and Promotional	13,611	43,004	218,840
Loan Servicing Expense	138,455	271,692	1,382,877
Professional and Outside Services	434,368	869,080	4,633,658
Member Insurance	0	0	0
Operating Fee	8,902	17,804	95,193
Miscellaneous Operating Expense	3,194	2,286	82,072
TOTAL OPERATING EXPENSE	1,792,556	3,565,791	19,742,783
NET INCOME	177,563	553,970	1,249,031

CLASSIFICATION OF LOANS OUTSTANDING		
Degree of Delinquency	<u>Dollars</u>	<u>Number</u>
Current to < 2 months	6,861,722	1,191
2 to 6 months	366,131	38
6 to < 12 months	8,920	1
Greater than 12 mos.	36,446	1
TOTAL LOANS	7,273,218	1,231

OTHER LOAN INFORMATION		
Total loans made YTD	77,843,416	4,624
Loans since organization	1,820,874,353	317,190
Total loans charged off YTD	1,164,593	
Recovery of loans charged off YTD	<u>427,936</u>	
NET LOANS CHARGED OFF	736,657	

MISCELLANEOUS INFORMATION	
Number of members	59,180
Number of potential members	492,289

We certify, to the best of our knowledge and belief, this statement and the related statements are true and correct, and present fairly the financial position and the results of the operations for the periods covered.

	12/15/2020
Certified Correct by:	Date
	12/15/2020
Treasurer of the Board of Directors	Date
	12/15/2020
Chairman of the Board of Directors	Date